

## Installation diagram








Hand-held

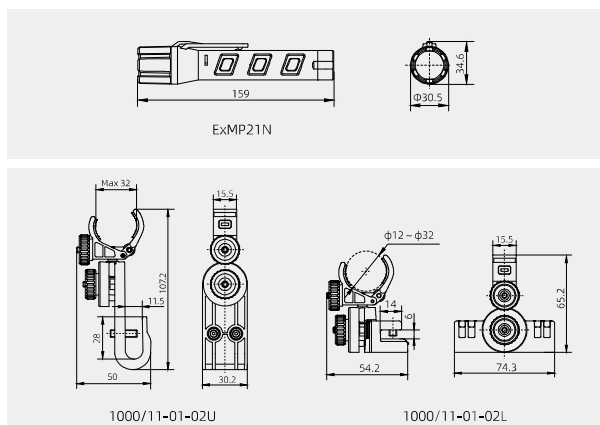
U shape bracket  
Apply to brimless helmet

L shape bracket  
Apply to helmet with brim

## Spare parts

Illustration	Description	Weight (g)	Order No.
U shape bracket 	 Apply to brimless helmet	49	1000/11-01-02U
L shape bracket 	 Apply to helmet with brim	44	1000/11-01-02L
Alkaline battery 	1.5V (IEC60086)	24	LR6AA

## Outline dimension (unit: mm)

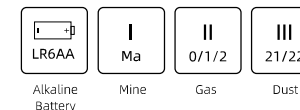


1000/11-01-02U

1000/11-01-02L

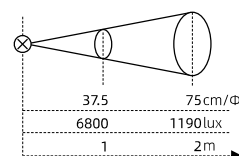


## ExMP31N Explosion Proof LED Torch



## Description


- Suitable for explosive environment class I, class II zone 0, 1, 2, class III zone 21, 22 and other professional portable lighting.
- Intrinsically safe explosion-proof design.
- The body is made of high performance nylon. It features as lightweight, anti-aging, anti-corrosion, impact-resistant and easy to carry.
- Professional optical lens design, soft illumination, uniform spot, in line with GB 30734 fire protection standard.



## Parameters

Certifications:	IECEX, ATEX
Ex mark:	IECEX: Ex ia I Ma; Ex ia IIB T4/T3 Ga; Ex ib IIC T4/T3 Gb; Ex ib IIIB T130°C Db ATEX: ⚡ I M1 Ex ia I Ma; ⚡ II 1 G Ex ia IIB T4/T3 Ga; ⚡ II 2 G Ex ib IIC T4/T3 Gb; ⚡ II 2 D Ex ib IIIB T130°C Db
Usage:	I, II Zone 0/1/2, and III Zone 21/22
Working ambient temp.:	-40°C≤Tas+55°C(T3) / -40°C≤Tas+50°C(T4)
Ingress protection:	IP66/67
Rated voltage:	3×1.5V
CCT:	6500K
Luminous flux:	≥200lm (strong mode), ≥80lm (work mode), ≥80lm (SOS mode)
Run time:	≥9h (strong mode), ≥14h (work mode)
Beam distance:	≥165m (strong mode), ≥102m (work mode)
Battery type:	3×LR6AA (IEC60086)
Lifespan:	50,000h (without battery)

Features



Order specifications

Illustration	Description	Weight (g)	Order No.
	Explosion Proof LED Torch	195	ExMP31N
	Explosion Proof LED Torch (with magnetic)	210	ExMP31N-M

Installation diagram



Magnetic type. It can be adsorbed on the metal frame, freeing your hands when working.

The belt clip is used to buckle the torch. It is 360° adjustable and easy to plug in and out.

Spare parts

Illustration	Description	Weight (g)	Order No.
	/	15	1000/11-01-05-Ex
		42	1000/11-01-01
	1.5V (IEC60086)	24	LR6AA

Outline dimension (unit: mm)

